

MERIDIAN RE-SCULPTING FACIAL

with Ultrasonic Facial Scrubber

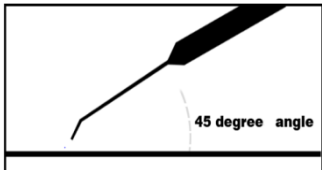
*This re-sculpting treatment naturally **detoxifies skin**, minimizes **fine lines and wrinkles**, improves texture and tone, and lifts facial contours. Recommended for use with Meridian tools such as **jade tool, volcanic cup, or celadon meridian crown**.*

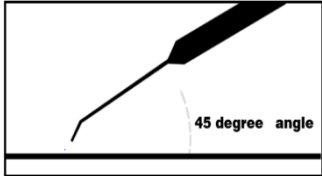
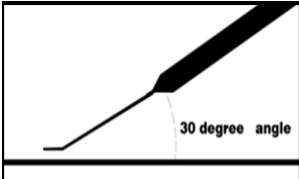
PRODUCTS		TIME	AREA
<ul style="list-style-type: none"> • Peptide Foam Cleanser • Iso-Cell Recovery Solution • Facial Scrubber • Vita-C Clear Skin Pads • M15 (15%) Mandelic + Arbutin Peel Solution • Pomegranate Massage Cream • TGF-β Booster • Moisture Infusion Mask • Essence Toner • Eye Wrinkle Corrector • Marine Collagen Peptide Serum 	<ul style="list-style-type: none"> • Bio Cell Rejuvenating Cream • Skin Protective Emulsion • Ultrasonic Facial Scrubber • Meridian Tool (jade, volcanic cup, celadon meridian crown) • <i>Exfoliating Cleansing Gel (optional)</i> • <i>Rx Complex Serum (optional)</i> • <i>Vita-C Serum (optional)</i> 	55 - 70 min	Face, Neck, and Décolleté
OTHER INFORMATION			
Product Investment: \$7 - \$8 Facial Price: \$95 - \$125 Home Care: <ul style="list-style-type: none"> • TGF-β Booster • EGF-DNA • Eye Wrinkle Corrector • Collagen Peptide Serum • Bio Cell Rejuvenating Cream 			

PROCEDURE

- Massage** 5 min Perform Meridian scalp massage with preferred **Meridian tool (jade tool, volcanic cup, or celadon meridian crown)**.
- Cleanse** 3-5 min Gently massage a small amount of **Peptide Foam Cleanser** on the face. Rinse the face thoroughly with warm water. Pat dry.

Option: clarify acne skin

*Option: For acne skin, use **Exfoliating Cleansing Gel** instead.*
- Exfoliate I** 1-2 min  Carefully pat or spray face with **Iso-Cell Recovery Solution**. With spatula tip angled down, glide **Facial Scrubber** from base of face upward and outward. Keep skin moist with **Iso-Cell Recovery Solution**.
- Exfoliate II** 1 min **PROTECT THE EYE AREAS** with moistened cotton pads. Use 1-2 **Vita-C Clear Skin Pads** and perform 2-3 passes on face, neck, and décolleté. Do not rinse.

5	Exfoliate III	1-2 min	Saturate a pad with 2-3 drops of M15 (15%) Mandelic + Arbutin Peel Solution and apply over the face and neck. Do not rinse.
6	Extract	3-5 min	 <p>Carefully pat or spray the face with Iso-Cell Recovery Solution. With spatula tip angled down, glide Facial Scrubber from base of face upward and outward. Keep skin moist with Iso-Cell Recovery Solution.</p>
7	Meridian Massage I	10 min	Apply Pomegranate Massage Cream onto face, neck, décolleté, and shoulders. Use Meridian tool (jade tool, volcanic cup, or celadon meridian crown) to perform gentle, slight strokes on the neck, décolleté, and shoulders. Repeat the process 6-8 times. Slight redness might occur.
8	Meridian Massage II	10 min	Beginning from the 10 primary Meridian points on the face, use Meridian tool (jade tool, volcanic cup, or celadon meridian crown) to perform gentle strokes on the face, extending strokes in outward motions. Repeat process 6-8 times. Slight redness might occur. When massage is completed, remove massage cream with moistened sponge or towel.
9	Tone	1 min	Mist Essence Toner 3 times onto palm of your hand. Pat onto client's face.
10	Serum & Facial Scrubber	2-4 min	 <p>Massage 3-4 drops of TGF-β Booster over face, neck, and décolleté in an upward and outward motion. Glide Facial Scrubber (in Penetration Mode) over face, with spatula tip flat against skin.</p> <p><i>Option 1: After TGF-β Booster, apply Vita-C Serum to brighten.</i> <i>Option 2: After TGF-β Booster, apply Rx Complex Serum to smooth out lines and wrinkles.</i></p>
11	Mask & Facial Scrubber	15-20 min	Apply Moisture Infusion Mask . Remove paper-like material from mask. Spread mask evenly onto client's face. Glide Facial Scrubber (in Penetration Mode) over face, with spatula tip flat against skin. Remove mask after 15-20 minutes. Do not rinse.
12	Eye Treatment	1 min	Gently pat Eye Wrinkle Corrector around the eyes in circular motions.
13	Hydrate	1 min	Massage Marine Collagen Peptide Serum over face, neck, and décolleté. Gently apply Bio Cell Rejuvenating Cream onto face, neck, and décolleté.
14	Sun Care	1 min	Complete procedure with Skin Protective Emulsion .