

DERMA CHANNEL

NANO INFUSION PEN

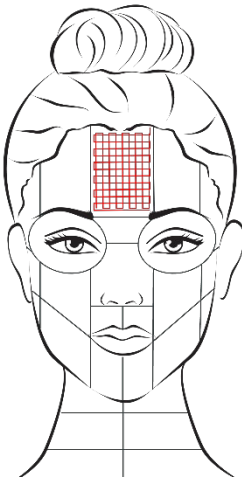
Non-invasive, nano infusion pen with a mono-crystalline silicon cartridge creates microscopic channels in the outermost layer of the epidermis to resurface skin and boost the absorption and efficacy of topical skincare products.

Cleanse I	Perform first cleanse with skin-specific cleanser and remove.
Analysis	Identify client's skin concerns and assess skin barrier integrity. Complete Client Intake Form and verify contraindications prior to treatment.
Cleanse II	Perform second cleanse with skin-specific cleanser and remove. Optional: Skin Perfecter Ultrasonic Beauty Tool to remove cleanser
Serum	Apply customized serum blend in Ionized Oxygen Infuser . <ul style="list-style-type: none">• Iso-Cell Recovery Solution: base solution• EGF-DNA: normal to dry, non-breakout prone skin• Hyaluronic Serum: normal to oily, breakout-prone skin
Derma Channel Nano Infusion Pen	Apply gloves and attach single-use nano-cartridge. Press and hold power button to activate. Press power button to increase intensity (RPM): <ul style="list-style-type: none">• Level 1: blue (12,000 RPM)• Level 2: green (14,000 RPM)• Level 3: red (16,000 RPM) Complete passes by section, avoiding eyelid areas. Apply Hyaluronic Serum to working section. Hold skin taut as you work. (See Pass Guide) Adjust tool intensity as needed. DO NOT APPLY PRESSURE. Avoid inner eyelid areas. Gauge client sensations. Adjust tool intensity as needed.
Serum	Apply customized serum blend in Ionized Oxygen Infuser . <ul style="list-style-type: none">• Iso-Cell Recovery Solution: base solution• EGF-DNA: normal to dry, non-breakout prone skin• Hyaluronic Serum: normal to oily, breakout-prone skin
Mask	Apply Hydra Azulene Gel Masque or Jelly Mask . Process for 10 minutes. Optional: <ul style="list-style-type: none">• DermaRed LED Age-Defying Therapy• DermaBlu LED Clear Skin Therapy
Finish	Moisturize and protect: <ul style="list-style-type: none">• Sheer Hydration: feather-light hydration for normal to oily skin• Essence Moisturizer: medium-weight emulsion for normal and combination skin• Bio Cell Rejuvenating Cream: peptide-infused moisture for normal to dry skin Finish with Just Glow BB Cream SPF50 .

Contraindications / Considerations include but are not limited to:

- Broken, irritated, or inflamed skin
- Impaired barrier function
- Recent professional or medical treatments
- Recent hair removal
- Prescription or over-the-counter retinoids
- Discontinue use of other exfoliating products
- Not for first-time clients
- Clients must wear physical SPF
- Clients must avoid prolonged sun exposure
- Review post procedure homecare

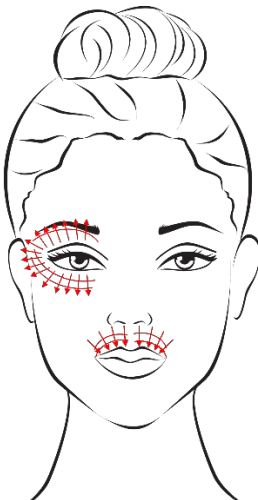
PASS GUIDE



Passes: Face

Complete passes by section, avoiding eyelid areas.

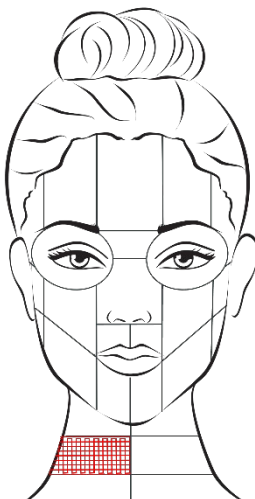
- Begin at jaw or chin working upwards to forehead.
- Saturate section with Hyaluronic Serum.
- Hold section taut.
- Perform passes in a grid pattern.
- **DO NOT APPLY PRESSURE.**
- Avoid inner eyelid areas.
- Gauge client sensations.
- Adjust tool intensity as needed.



Passes: Eye + Lip

Orbital and perioral areas

- Saturate section with Hyaluronic Serum.
- Hold skin taut.
- Work away from eyes.
- Work inward over lips.
- **DO NOT APPLY PRESSURE.**
- Do not work directly over eyes.
- Can be used over vermillion line.



Passes: Neck and Chest

- Saturate section with Hyaluronic Serum.
- Hold section taut.
- Perform passes in a grid pattern.
- **DO NOT APPLY PRESSURE.**
- Avoid windpipe.
- Gauge client sensations.
- Adjust tool intensity as needed.