

LE MIEUX PEEL SOLUTIONS GUIDE

Le Mieux Peel Solutions accelerate cell renewal to reveal clearer, smoother, more evenly pigmented skin with no down time. Each skin-perfecting hydroxy acid blend delivers controlled exfoliation as Licorice Root Extract, Niacinamide, and Hyaluronic Acid mitigate inflammation, prevent post-inflammatory hyperpigmentation, and boost skin hydration.

HYDROXY ACIDS

Hydroxy acids accelerate cellular renewal by weakening desmosome bonds to release skin cells and increase desquamation. Each hydroxy acid has additional benefits that address specific skin conditions, including breakouts, hyperpigmentation, and signs of aging.

Salicylic Acid	Oil-loving beta hydroxy acid complements alpha hydroxy acids. Targets breakouts and breaks up comedones.
Azelaic Acid	Helps regulate hyperkeratosis and is effective at treating post inflammatory hyperpigmentation from breakouts.
Mandelic Acid	Brightening acid with controlled delivery due to large molecular size. Helps fight signs of aging and hyperpigmentation.
Lactic Acid	Brightens UV-induced hyperpigmentation and boosts hydration while smoothing texture.
Glycolic Acid	Small molecular weight hydroxy acid with potential for deeper penetration. Targets deep breakouts and advanced signs of aging.



SAFETY GUIDELINES

Due to active ingredients and high hydroxy acid concentrations in peel solutions, the following guidelines and precautions must be followed to ensure best results.

CONTRAINDICATIONS

- Broken, irritated, or inflamed skin
- Impaired barrier function
- Recent professional or medical treatments
- Recent cosmetic injectables within one week
- Prescription or over-the-counter retinoids
- Isotretinoin (Accutane) within 12 months
- Recent hair removal

CONSIDERATIONS

- Not for first-time clients
- Complete Client Intake Form
- Review client expectations and post care
- Take before and after photos
- Clients must wear physical SPF & avoid prolonged sun exposure after peels
- Discontinue use of other exfoliating products

Before selecting peels, assess your client's potential for inflammation by analyzing skin barrier integrity, reactivity, and Fitzpatrick Phototype. Phototypes 3-6 have a higher potential for post-inflammatory hyperpigmentation, which should be considered when selecting peel strength.



GAUGING SENSATIONS

0 sec

As soon as peel solutions are applied, immediately gauge client sensations on a scale from 0-10.

every
30-60 sec

Gauge sensations until peel solutions are completely removed and sensations have stopped.

Mild erythema, sensations of tingling, warmth, or itching that plateau and drop within 60 seconds are typical. **If erythema or sensations spike rapidly, continually increase, or become uncomfortable, immediately remove peel solution** with cool, wet cotton wipes until sensations are gone and apply Iso-Cell Recovery Solution.

TREATMENT PROGRESSION

Exfoliation should be gradually increased and customized based on exfoliation history and understanding typical skin response within the context of prior treatment. Begin with lower percentage peels (M15 or AML20) and progress to higher percentage peels (GSA25 or M30). Combine peels to create custom blends and medium strength peels.

First Peel

Prep, M15 or AML20

Returning Peel







Prep, M15 or AML20 + M30 or GSA25

Acclimated Peel

Prep, M30 or GSA25

PREP SOLUTIONS

Peel prep solutions clear cellular debris and prepare skin for optimal peel penetration. Choose a specific peel solution, or blend two peel solutions together for custom exfoliation according to client's concerns.

	PRODUCT	pH	CONDITIONS
PREP	 S2 (2%) Salicylic Peel Solution	2.7 - 3.5	Congested pores, excess oil, breakouts
	 Vita-C Clear Skin Pad	2.7 - 3.1	Hyperpigmentation, signs of aging
PEEL	 M15 (15%) Mandelic + Arbutin Peel Solution	3.0 - 3.5	Fine lines, breakouts, superficial hyperpigmentation
	 M30 (30%) Mandelic + Arbutin Peel Solution	3.0 - 3.5	Deep lines, wrinkles, superficial hyperpigmentation
	 AML20 (20%) Azelaic + Mandelic + Lactic Peel Solution	3.0 - 3.5	Dullness, uneven tone, signs of aging
	 GSA25 (25%) Glycolic + Salicylic + Azelaic Peel Solution	3.0 - 3.5	Advanced signs of aging, deep breakouts, resistant skin

PEEL PROTOCOL

Review **Peel Solution Guide**, verify contraindications (see bottom of page), and complete client intake form prior to exfoliation.

1 Cleanse I	Perform first cleanse and remove.
2 Analysis	Confirm skin concerns and assess skin barrier integrity.
3 Cleanse II	Perform second cleanse with skin-specific cleanser and remove.
4 Prep	<p>Apply prep solution to skin with cotton gauze or pad:</p> <ul style="list-style-type: none">• S2: breakouts, congested pores, oily skin• Vita-C Clear Skin Pad: dullness, signs of aging, sun damage
5 Peel	<p>Select up to 2 peel solutions to target client concerns:</p> <ul style="list-style-type: none">• AML20: dullness, breakouts, post inflammatory hyperpigmentation, hypervascularity• GSA25: advanced signs of aging, deep breakouts, deep lines, resistant skin• M15: very superficial hyperpigmentation, signs of aging, sensitive skin• M30: hyperpigmentation and signs of aging <p>Dispense 2-3 droppers of Peel Solution(s) into dish and apply evenly with fan brush or gauze to face, neck, and chest.</p> <p>Avoid periorbital and lip areas. Immediately gauge and continue to monitor sensations.</p> <p>If sensations or erythema consistently increase, remove immediately.</p> <p>Process up to 10 minutes. Remove with cool, wet cotton wipes.</p> <p>Apply Iso-Cell Recovery Solution generously.</p>
6 Mask	Select and layer serum(s) and mask(s) based on client concerns.
7 Finish	Select and layer custom toner, serums, moisturizer, eye treatment, and finish with sun protection.

Contraindications / Considerations include but are not limited to:

- Broken, irritated, or inflamed skin
- Impaired barrier function
- Recent professional or medical treatments
- Recent hair removal
- Prescription or over-the-counter retinoids
- Clients must wear physical SPF and avoid prolonged sun exposure
- Discontinue use of other exfoliating products
- Isotretinoin (Accutane) within 12 months
- Not for first-time clients
- Review client expectation and post-care
- Take before and after photos